

# The Rose Report

Volume XIII, Issue I, Fall 2009

## DIRECTOR'S REPORT: DR. RALPH A. ROSSUM

It wasn't that long ago that the only means available to us at the Rose Institute to keep the public informed of our research programs, public policy conferences, publications, and personnel was the hard-copy version of the Rose Report. We continue to publish it semi-annually, but we now also have many other means at our disposal to keep everyone up-to-date. I want briefly to mention several of them

The first, of course, is our website available at <http://rose.cmc.edu/>. While this site has existed for some time, it has recently been extensively redesigned. Interested parties will find new links to information about our Board of Governors, senior staff, consultants, student management team, and student research assistants. It has links to a list of all press mentions of the Institute and its people, to the highly-respected *Kosmont-Rose Institute Cost of Doing Business Survey*, and the Miller-Rose Institute Initiative Database (about which, more below). Our website links to our blog, our publications, and to online copies of past issues of the *Rose Report*. I would be remiss without mentioning that it has a link to "Giving to the Rose Institute"!

For the past four years, the Rose Institute has also maintained a blog: <http://rosereport.org/>. It is used for larger, substantive posts both highlighting some of our ongoing research projects and featuring new research that is exclusive to the blog. The blog allows us to post information and research in real time without having to wait for printed reports. It contributes significantly to

the Rose Institute's name recognition and allows us to have a more immediate and substantial impact on public policy questions in California.

Our blog posts are now also being pulled into the CMC Alumni Association's LinkedIn Group. LinkedIn is a social networking site that focuses on job networking for professionals. The CMC alumni form a large LinkedIn Group, and our blog posts are now sent to them. We also post all of our blog posts on the social networking site Facebook, so that all of our "fans" on Facebook can also be kept abreast of our work.

We now link through both our college website and our blog the Miller-Rose Institute Initiative Database – a database recently-posted online by Professor Ken Miller, Associate Director of the Rose Institute, that provides information on all statewide initiatives approved by voters in the United States from 1904 to the present and that summarizes case information on post-election legal challenges to those initiatives. It is an extremely valuable resource for scholars across the country researching questions about direct democracy in action as well as judicial review of these direct-ballot measures. The database is collaborative in that it allows researchers to add their own work to the database (with our review): <http://initiatives.rosereport.org>.

We have posted our California Political History Archive and Database at the Claremont College Digital Library: <http://rosereport.org/library>. It chronicles California's election, redistricting,



and political history together with biographical information on state legislators and constitutional office holders since 1849. There are currently 107 documents in the Archive, and we continue to add to it on a regular basis.

On October 15 of this year, the Rose Institute held a high-profile and important conference entitled: "Redistricting, the 2010 Census, and Your Budget: Changes and Challenges for California Governments." Employing webcasting technology for the first time, we were able to make the conference available in real time to those who were unable to attend in person.

Finally, we even Twitter at "RoseInstitute"! We used the Twitter account for the first time during our recent redistricting conference to post real-time comments and analysis. We will use it at future conferences and public events; in addition, we will employ it on a regular basis to post links and other materials that are interesting but perhaps do not merit a complete blog post.

I invite you to employ these means to learn about the Rose Institute and our work—and, more importantly, to deepen your understanding of the critical public policy challenges facing California.

### Also in the News:

Page 2..... *Student Managers' Report*

Page 3..... *Kosmont Updates*

Page 4..... *The Rose Report Online*

Page 5..... *The Girard Fellowship*

Page 6..... *A Look Back at the Redistricting Conference*

Page 8..... *Rose Institute Students' Summer Experiences*

Page 10-11... *Meet the New Hires*

Page 12..... *Tony Quinn on the 2010 Redistricting*

## STUDENT MANAGERS' REPORT

*~Abhi Nemani '10, Keith McCammon '10,  
and Emily Forden '10*

The energy in the back room of the Rose Institute these days is palpable. We have only been here since 2006, none of us are old enough to have lived during the redistrictings of the Heslop and Hardy era, but from what we have heard -- and the senior staff rather enjoys reliving it -- we can only hope it felt something like this. Maps coming out of every printer, hard deadlines around every corner, and even a few late nights now and then. As we approach the 2010 Census and the pursuant redistricting, the Rose Institute is already at work, churning out high-quality research on all fronts, ranging from demographic and fiscal analysis to legal and survey research. We can say without equivocation this has been our most exciting year at the Rose Institute. And it's just getting started.

Most recently, the entire staff came together to host "Redistricting, The 2010 Census, and Your Budget," a day long conference that prepared city leaders for the politics of the turn of the decade. Over 75 state and local officials came to Claremont McKenna's campus on October 15, and with over a dozen panelists and speakers, we packed the Bauer Forum. The day consisted of four panels and a lunch keynote, each taking up a different aspect of the next redistricting: California's new rules for redistricting, what to expect in the 2011 redistricting cycle, the 2010 Census Count, the financial opportunities of the 2010 Census, and the California Voting Rights Act. The event gave us the opportunity to showcase our own expertise while bringing together other experts in the field.

We began the day with a preview of our new study, "The Census 2010: Congressional Reapportionment," which examined the most recent population estimates and demographic changes in California and their impact on Congressional redistricting in 2011 (see more on page 6). Produced by a research team that was led by Consultant Doug Johnson and

included Patrick Atwater '10 and Ian Johnson '09, among others, the report has subsequently received attention from the press and has set a standard for excellence we expect to maintain throughout this cycle.

We were particularly pleased to see the level of board and alumni engagement in the conference. Board members Marguerite Leoni and Frank Trippeti spearheaded the effort and pushed us to make the conference a reality in a matter of months, and Christopher Skinnell and Christopher Townsend were just some of our alumni on the panels and in attendance. As expected, the commentary provided by the Institute's staff -- including Dr. Ralph Rossum, Dr. Florence Adams, Dr. Kenneth Miller, Doug Johnson, and even Patrick Atwater '10 -- was well-received and so continue our tradition of leadership on issues of demographics and redistricting.

None of this could have happened without the immeasurable dedication and amazing work of our students. Conference manager Sophia Hall

'10 and assistant manager Emily McNab '11 planned out each detail so meticulously that in the days leading up to the event, the senior staff were surprised that they had so little to do. Each student stepped up, too: some willing to wake up at 7:30am to set up the registration table and others willing to drive speakers back to the airport at 9pm at night. This was group effort and, now we think we can say, a group success.

The conference could have easily subsumed the all of the Institute's resources, but it is a testament to our staff that we did not shrink from our commitment to fiscal, survey, and legal analysis. In fact this semester, we have expanded it, with new, challenging projects across the spectrum.



Abhi M. Nemani  
Student Manager

Emily A. Forden  
Assistant Student Manager

Keith R. McCammon  
Student Manager

Alongside Dr. Steve Frates, Ilan Wurman '10 led a team of researchers examining Riverside County. The final product was over 300 pages, and included over 150 charts and graphs. The report was so big that the team was embarrassed to admit that it took them over 2 hours to successfully bind it. We're told by Dr. Frates and Mr. Dave Huntoon, however, the depth and breadth of the analysis impressed the clients.

Helen Pollock and Heather Seigel are taking up a task of similar magnitude: updating the *Kosmont Cost of Doing Business Survey* for over 100 cities with a group of just nine freshmen and sophomores. Nonetheless, since the students have proven so efficient, the project is moving ahead of pace, and Helen and Heather are able to focus on sales and marketing for the finished product. We look forward to getting this important resource in the hands of more business people and decision-makers.

With the publication of Dr. Miller's new book, *Direct Democracy and the Courts*, the Miller-Rose Institute Initiative Database has gained traction in academic circles, and Jacinth Sohi '11 is working with a group of researchers on ways to expand the database and leverage it for new analysis and papers. Already it has assisted Dr. Miller in his academic writing and a few students in their classes, and we're expecting its value to only grow.

With a good balance of professional engagements, political analysis, and academic research, the Rose Institute is continuing its legacy as a highly relevant and consistently useful institution. And in turn, this legacy continues to motivate the students to perform high-quality, enriching work, while having a good time doing it. As this is what we take to be the mission of the Institute, we student managers are happy to report, Rose Institute is hitting its stride.

## KOSMONT SURVEY UPDATE

~Helen Pollock '11

It is my pleasure to announce that the 2009 *Kosmont-Rose Institute Cost of Doing Business Survey* is finally available for sale. The final version includes comprehensive profiles of 412 cities and an executive summary with analyses of the top twenty cities with both the highest and lowest cost ratings, detailed summaries of several important California counties, and special sections on how the economic crisis has affected unemployment rates and car dealership closings across the nation.

Now that the 2009 *Survey* has been published, it is time for a new group of students to take over the project. This year's *Kosmont-Rose Institute Cost of Doing Business Survey* is off to a wonderful start and promises to be a great success. First of all, I would like to welcome seven new hires both to the Rose and to the 2010 *Kosmont* team: Ryan Boone '13, Dan Evans '12, Patricia Ingrassia '13, Alex Johnson '13, Ruth Oliver '13, Aditya Pai '13, and Daniel Shane '13. Returning students Jeremy Cheung '12 and Rishabh Parekh are also assisting us with the *Survey* this year, and I believe that I speak for everyone at the Rose Institute when I say that I am grateful for their help, especially considering how busy they are with other projects this semester. I would also like to welcome the new *Kosmont* Assistant Manager, Heather Sie-

gel '12. As part of the 2009 *Kosmont Survey* team, Heather proved to be a reliable and efficient worker, and I consider myself lucky to have such an experienced assistant to work with on this year's *Survey*. Heather will be taking over management of the *Survey* when I go abroad to Jordan next semester, and I trust that the *Survey* will be safe in her hands.

In addition to the usual process of data collection, this year I will be focusing on creating a marketing strategy for the *Survey*. With the help of Heather and Rishabh, as well as input from Student Manager Abhi Nemani, I hope that we can create a strategy that will increase both the number of sales and the prominence of the *Survey*.

Finally, I would like to thank and commend Keith McCammon for his work as last year's *Kosmont* Manager. Though he has moved on to a Student Manager position, I know that he will continue to be a valuable resource for the *Kosmont* team. I hope that the 2010 *Kosmont-Rose Institute Cost of Doing Business Survey* will continue to live up to the standard of excellence that Keith has upheld, and I am confident that this year's team will make that a reality.



## THE ROSE REPORT ONLINE

*As mentioned in the Director's Report, this semester the Rose Institute is expanding its presence online with the Rose Report blog ([www.rosereport.org](http://www.rosereport.org)) that will feature frequent and indepth content. Here are two recent blog posts.*

### **BUDGET CUTS MAY CAUSE CENSUS INACCURACIES**

*By Chloe Cotton, '12*

In October 2009, the Pew Charitable Trusts and Philadelphia Research Initiative released a report forecasting that economic difficulties will cause considerable undercounting in the 2010 Census, particularly in large cities. The report focused on Philadelphia but also looked at ten other cities, examining the five most populous in the country—Chicago, Houston, Los Angeles, New York and Phoenix—and five which are demographically similar to Philadelphia—Atlanta, Baltimore, Boston, Detroit and Pittsburgh.

Almost all eleven cities studied had less money and fewer staffers set aside for the 2010 Census preparation than they had in 2000. Only five of the cities had even committed public funds to outreach as of the publication of the report. Without the outreach programs normally organized by the cities, it is likely that far fewer people will turn in their mail-in questionnaires. This means that response percentages, already below the national average in these cities, are likely to decrease. As response percentages fall, undercounting will increase, another number that tends to be higher in these cities than the nation as a whole.

These economic issues come on top of the fact that the world has changed a lot since 2000, particularly when it comes to trust of the government. The report quotes New York City's population division chief, Joseph Salvo as saying that "Nobody is expecting a good Census in 2010. I'm not optimistic. Since the last Census we had 9/11, privacy issues, trust of

government issues. And there's been no public declaration that we're going to suspend immigration raids like in 2000."

Cities normally spend significant amounts of money on Census preparation and outreach because undercounting has the potential to become a major concern. First, undercounting can cause cities to receive fewer dollars in state and federal aid, numbers which are based largely on population estimates. Second, redistricting is based on the Census numbers and a miscount of a few thousand people could cost the city political representation, particularly in the state legislatures.

Large cities generally are hurt more by undercounting than smaller ones as they "have a disproportionate number of the hard-to-count groups and high demand for the tax-supported social services many members of those groups use."

In addition to city budget cuts, the economic crisis may also affect the Census in other ways. The huge rise in home foreclosures may make it more difficult to count several million people, as they no longer have their own permanent address. Also, last year saw the fewest number of Americans moving houses since 1948. This could lead to different growth patterns than have been seen in the past. The economic impact on the Census could have serious political consequences across the nation in the next redistricting cycle.

*(h/t to Sewell Chan at New York Times Cityroom blog)*

### **VICTORY FOR WATCHDOG GROUP SEEKING FREE GIS INFORMATION FROM LOCAL GOVERNMENT**

*By Mike Whatley, '11*

Last week the government of Santa Clara County settled out of court with the nonprofit watchdog group First Amendment Coalition, finishing a three year fight over access to the County's electronic maps. The County had tried to charge the group what might have amounted to \$250,000 for access to the mapping information that is usually provided for free. The First Amendment Coalition's victory is a major win for groups across the state that use Geographic Information Systems (GIS) software to hold local governments accountable as other local governments are now less likely to try to withhold or charge for the mapping information.

Per *The Mercury News*:

"The maps include aerial photographs, jurisdictional boundaries, assessor parcel information, streets and buildings. The information is primarily used by other government agencies, although utility and real estate companies also have an interest in the data.

But Peter Scheer, executive director of the coalition, said the maps have significant journalistic value as well. Reporters and bloggers could analyze them to find geographic disparities in property assessments, emergency responses and even pothole repairs." *(h/t Wired)*

## THE GIRARD FELLOWSHIP

~Paul Jeffrey '12

This summer, the Rose Institute started a new relationship with the *Voice of San Diego*, a non-profit, independent on-line newspaper that is at the forefront of innovation within the journalism community. The Girard Project was funded by Buzz Woolley, whose generous support of the Rose Institute's work in the past played an important factor in education reform in Southern California. This summer the Girard Fellowship employed Rose Institute students to analyze information for the twelve most populated counties in California in order to compare county performances and efficiencies. The project was specifically designed to compare San Diego's performance to other counties and determine where San Diego was excelling and where it could learn from other counties' experiences. The project was led by Professor Kenneth Miller of the CMC Government Department, who is also the new Associate Director of the Rose Institute, and Project Manager Ian Wurman.

This summer the Girard Fellowship employed Rose Institute students to analyze information for the twelve most populated counties in California in order to compare county performances and efficiencies.

in-depth research in order to determine why some counties displayed significant differences in performance. Sometimes these differences were explained by changes in the organization and classification of information by the counties, especially the way the county budgets are broken down in the Comprehensive Annual Financial Reports (CAFRs). Such discrepancies in reporting information complicated the goal

of providing accurate comparisons between counties. However, after careful analysis and the use of innovative metrics to measure performance, many important differences were found on the county level. These differences were often found in areas where the counties have a large degree of flexibility in how they provide

services, such as differently structured police and fire departments. In other cases, the differences were reflections of the County's local policies or political character. In some cases, even tightly regulated programs, such as the Federal Food Stamp Program, where counties should theoretically show no difference, such metrics as enrollment and funding were found to have significant differences.



Rose Institute students used fiscal data, enrollment and eligibility estimates, and other metrics specifically designed to provide an accurate picture about how counties add up in regards to both efficiency and performance. To do this, students spent several weeks collecting information from individual counties, as well as information from the California Departments, the Census Bureau, and independent sources. After meeting with the Rose alumnus Ian Rudge from the Orange County Auditor's Office, as well as the staff from the *Voice of San Diego*, the Girard Team used the initial data to determine specific areas of interest, and then completed

The Girard Project spanned over two months of work, and produced the Girard Report, which was handed over to the *Voice of San Diego*. The *Voice of San Diego* plans to use the information in the report in several potential stories regarding San Diego's funding and methods of providing such services as Food Stamps, Fire Protection, and Medi-Cal. The project was considered very successful, and the *Voice of San Diego* and the Rose Institute are currently considering follow-up studies over the academic year as well as next summer.

# REDISTRICTING, THE 2010 CENSUS, AND YOUR BUDGET:

## *Changes and Challenges for California Governments*

### *A Look Back at the Rose Institute's Redistricting Conference*

## THE 2010 CENSUS: CONGRESSIONAL REAPPORTIONMENT

*Excerpts of Report by Douglas Johnson, Rose Fellow, Ian Johnson '09, and Patrick Atwater '10*

### **California's Uneven Growth**

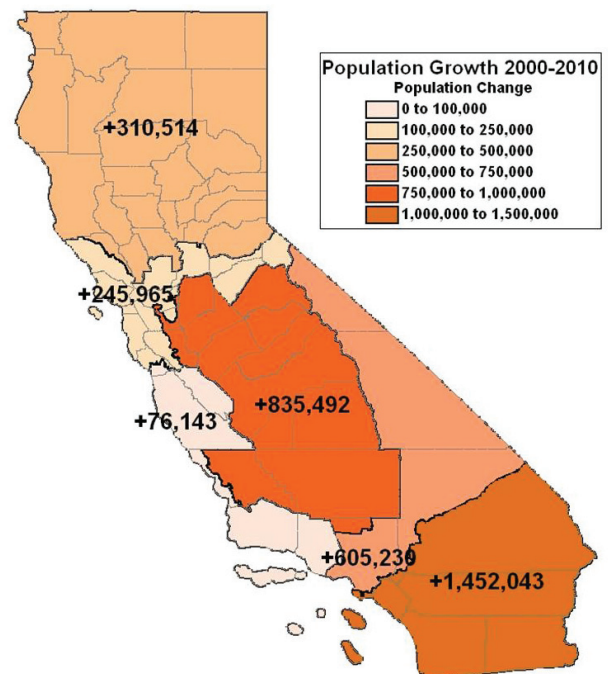
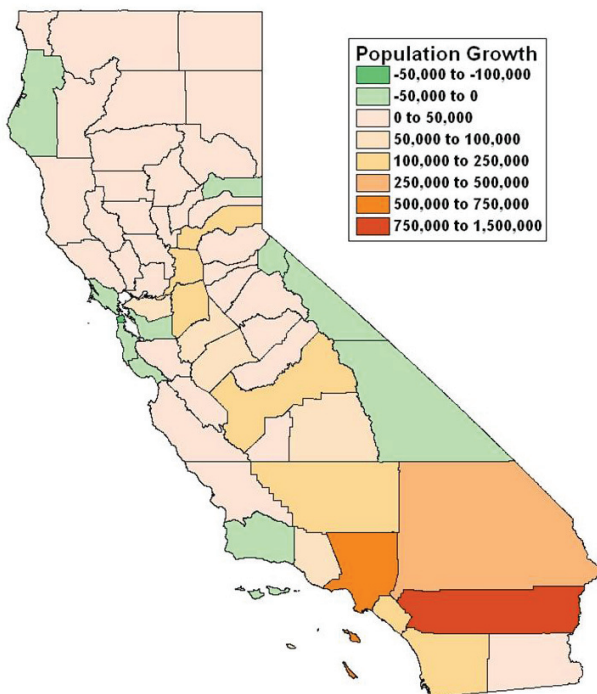
California's state population is estimated to have grown by over 3.5 million people between 2000 and 2010, a growth rate of over 10%. This growth, however, is unevenly distributed across the state.

During the past decade, the major metropolitan areas of Los Angeles and San Francisco both increased in population at a slow rate, and their urban cores lost population. San Francisco lost almost 70,000 residents since 2000 for a growth rate of -12.28%, while the city of Los Angeles grew only 3.65%. Regionally, the San Francisco Bay Area added 65,987 people to its ten counties, a growth rate of less than 1%, while Los Angeles County has added only 507,506 people, a growth rate of 5.3%. Both rates are significantly lower than

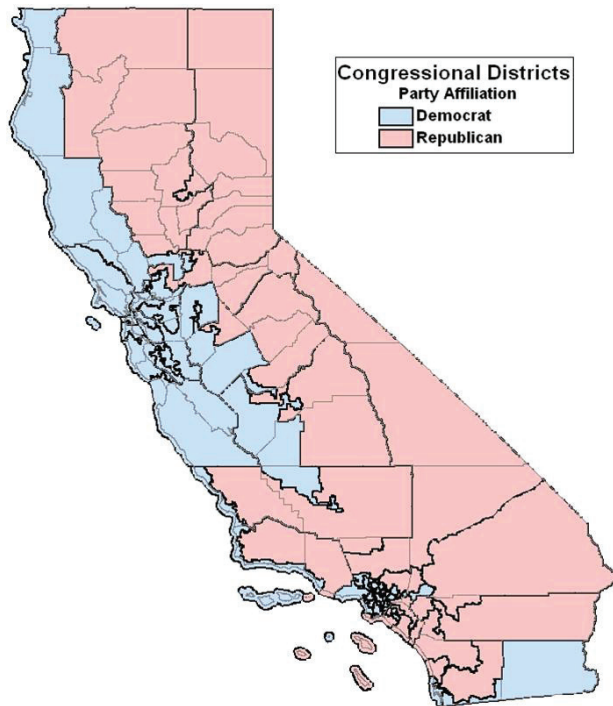
the statewide growth rate.

In contrast, the inland regions of the state witnessed an explosive population boom. The five counties south and east of Los Angeles added more than 1.5 million residents since 2000, posting more than 17.2% growth. The Central Valley increased by over a million residents, up 21.2% since 2000. Cities like Riverside, Chino Hills, Bakersfield and Victorville all grew at close to 50% since 2000. This shift in relative population will alter the political landscape of California.

According to the 2010 estimate numbers, Los Angeles will lose more than three quarters of a congressional seat, the Bay Area more than a full seat. The Inland Empire and Central Valley stand to be the big winners







if congressional seats are redrawn purely based on demographics. This report examines some of the specifics of this transition of population away from the traditional centers of Los Angeles and San Francisco.

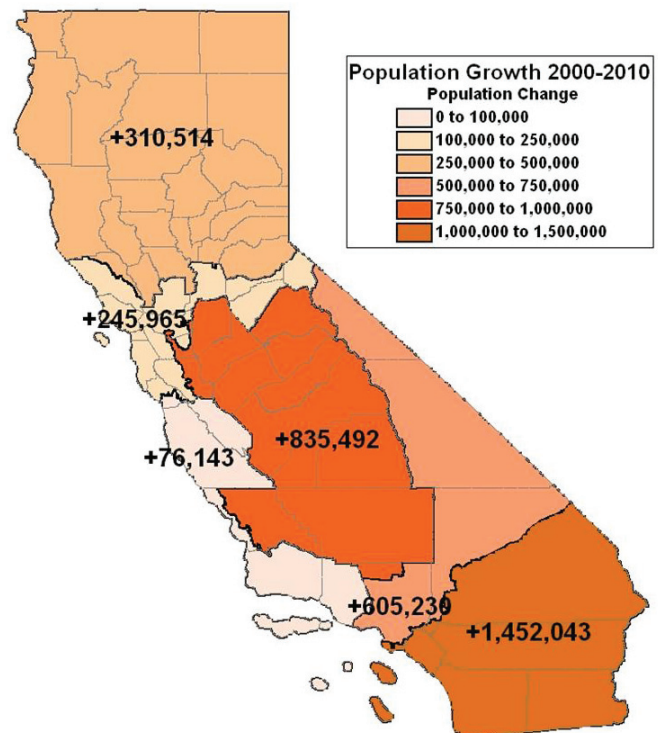
For the last two decades, California has been divided into an urban, more liberal coastal zone and a rural, more conservative interior. California's congressional delegation includes 19 Republicans and 34 Democrats. Thirteen Republicans come from the Central Valley, San Diego, Orange County or the Inland Empire, while Los Angeles and San Francisco account for 13 Democrats and 11 Democrats apiece. This poses a problem for the next potential round of Congressional apportionment for Democratic lawmakers in Sacramento: in the areas where districts are underpopulated (Los Angeles and San Francisco) there are few Republican seats that can be divided and distributed.

Democratic districts statewide are underpopulated by an average of 30,200 people, while Republican districts are overpopulated by an average of 54,115. Sixty five percent of the state's growth, estimated to total 3,525,373 by 2010, occurred in Republican Congressional seats, despite the fact that the 19 Republican seats represented less than 36% of the state's population in 2000. However, President Obama's success in eight Republican seats means there are voters who could be drawn into Democratic districts without endangering the Democratic incumbents.

## Conclusions

Every region in our analysis increased in population since 2000, but the rates of population growth vary significantly. The Central Valley and the Inland Empire gained the most in the past decade. Currently, there are only two Congressional seats based in Riverside County, and only two based in San Bernardino County. Demographics suggest that this will change as districts are redrawn to reflect the population shifts since 2000. However, political history warns that demographic realities are seldom fully translated into actual district lines.

San Francisco and the Bay Area, in the deepest population debt of all of California's regions, inevitably will have to draw from the Northern Central Valley. Sacramento is already tied to San Francisco through the current plan, as the 1st and 3rd districts connect Sacramento with the Bay Area. To maintain the Bay Area's current Congressional representatives, additional "arms" will need to draw in the population of Modesto and Stockton, along with more Sacramento suburbs such as Roseville and Citrus Heights. On the whole, the Bay Area is short 0.78 Congressional Seats, while the Central Valley is over by 0.62 Congressional seats.



## ROSE STUDENTS SUMMER EXPERIENCES

### *2009 Summer Experiences from Around the World*

#### BRAZIL, EGYPT, GERMANY

At first, I hadn't expected to travel for much of last summer. By the end, though, I had spent no more than a combined week's worth of time at home. I began the summer by spending two months in Sao Paulo, Brazil, where I worked in



a volunteer capacity with a private equity firm. It was my first experience working in a foreign country, which was thoroughly exhilarating. I especially enjoyed meeting a variety of amazing new people, while applying everything I've learned at CMC and the Rose Institute in a professional setting. I also spent a lot of time with both new friends and old, traveling to Santa Catarina in the south of Brazil for paragliding and general relaxation. The rest of my time in Sao Paulo was spent training in Capoeira, studying Portuguese, and learning what I could at my father's work place, with the International Finance Corporation.

After returning home from Brazil, I had about two days to prepare for a massive family trip to Egypt and Germany. While I had been to Egypt before, this particular trip was an entirely new experience in that I had acquired some Arabic from my classes at CMC. It was also wonderful to spend time with family, and to explore Egypt with my younger siblings. We visited the Pyramids, as well as the place at the Sphinx where I fell down as a five-year old on my first visit to

Egypt, and was crowd-surfed to a hospital by a horde of concerned Egyptians. After Cairo, we spent a week snorkeling and windsurfing on the Red Sea before climbing Mt. Sinai on foot and camelback to watch the sunrise. It was a truly unforgettable experience.

On the last leg of our trip, we traveled to Germany where we spent two weeks in Bavaria. My mother, who had studied in Munich during college, took us on a tour of the city. I have never eaten so much in my life, nor would I likely survive the experience again. We also had the chance to visit the castles of Neuschwanstein and Hohenschwangau, beautiful stone palaces overlooking the mountains, fields and lakes of Bavaria. Lastly, we visited the BMW factory and witnessed the fully automated construction process of a car from start to finish. Overall, this summer was extremely eventful and amazing beyond words. I am determined to spend more time in all of these places one day, but I have given up trying to predict what the next summer will bring. ~**Ed Zaki '11**

#### CHINA

Over the summer, I spent five weeks traveling around China with a group of 30 other students from 15 different countries. We visited six different cities as a group, and I visited two more on my own, Shenzhen and Hong Kong. During my first international trip without family or anyone I previously knew, I had many once-in-a-lifetime experiences, from holding a panda to watching the sunrise from a monastery on top of a 10,000 foot mountain to visiting factories to see the workers who produce the goods owned by millions of Americans.

The journey opened my eyes to China, its culture, and its modernization as it grows into a global economic and political player. I ventured further into the country than most tourists go, visiting Chengdu in Sichuan Province where I saw



devastation from the 2008 earthquake and went to the Panda Reserve. I was astounded by the rate at which new buildings and infrastructure are being built as capitalism takes hold and the entrepreneurial spirit of the people completely changes the country. China currently has well over 100 cities with populations greater than a million, and it is home to some of the tallest and most impressive buildings in the world.

While I was there I took classes in Chinese history and economic development, making every sight that I saw that much richer because I had a deeper understanding. It was incredible to learn about a country larger, more complex, and so much older than the U.S. Seeing China and its growth firsthand changed my perspective on the world, taught me a great deal about the country and caused me to re-evaluate what I knew about my own, and left me with experiences I will never forget.

*~Riley Lewis '11*



## WASHINGTON D.C.

This summer, Emily Forden interned at the Smithsonian Institution's National Museum of Natural History in the archaeology department. She worked with researchers on collections from the California Channel Islands. Much of her work was sorting through an excavated site containing an owl's nest that had been inhabited intermittently for over a thousand years. Emily identified mouse bones from the excavation site and helped scientists learn when one small mouse native to the island was replaced with a much larger species of mouse that was brought to the islands by the Chumash Native Americans. Dating the extinction and replacement of the smaller mouse has helped established a more definitive timeline for the inhabitation of the Channel Islands.

Additionally, Emily spent time working with the mummy collection at the Natural History Museum. She was able to visit the mummy vault and saw both naturally and man-made mummies from all over the world, including mummified baby alligators.

The Smithsonian Institution encouraged Emily to spend one week at the University of Tennessee taking a class in Human Identification. Through the use of forensic diagnostics, Emily learned how to identify an individual's heritage, type of work, gender, and cause of death through their remains. Additionally, Emily was able to work with forensic dentists and police officers to study the effects of weather conditions, the presence of animals, and fire on the human body.



After graduation, Emily plans on attending graduate school for history or anthropology. She hopes to specialize in Ancient Roman Archaeology and eventually work at the Smithsonian Institute or the Getty Villa. *~Emily Forden '10*

## MEET THE NEW HIRES

### *The Rose Institute Welcomes New Students to the Family*



**Ruth Oliver** is from Sacramento, California. She graduated from Rio Americano High School, where she was a member of Student Government and participated on both the varsity water polo and swim teams. As the Community Service Chair, Ruth organized all of the charity events and volunteering opportunities for her school, including blood drives and awareness weeks. Ruth also volunteered at her local nature center and tutored other students in her spare time. Last summer, Ruth worked as a student assistant at the California Air Resources Board in the Enforcement Division. Although she is considering law school after graduation, Ruth is planning on pursuing a degree in either Environmental Science or Chemistry at CMC.



**Aditya Pai** is from Northwood High School Irvine, California. Early on in high school, he was head water boy of the Northwood JV Football Team. Later, he served as president of his school's Speech and Debate Team, through which he competed in Parliamentary, Lincoln Douglas, and Public Forum debating as well as Impromptu and Extemporaneous speaking. He also participated in Model United Nations and Mock Trial and held leadership positions in the Future Business Leaders of America chapter, Indian culture club, newspaper, and Orange County Red Cross Youth Services. During the summer before his senior year, he spent one week at a mock-government camp called Boys' State, one month in India volunteering for the HIV/AIDS initiative of the Bill and Melinda Gates Foundation, and one month interning at the Orange County District Attorney's office. He plans to major in PPE (Philosophy, Politics, and Economics) and attend either law school or business school after CMC.



**Patricia Ingrassia** is a local student from Chino Hills, California. She spent the beginning of last summer working as an intern for Assemblymember Curt Hagman's district office and towards the end of the August she was hired as an intern for the Law Offices of Pamela-Edwards Swift and Associates. She hopes to continue to work at this law firm for the next few years at CMC. During her junior year, Patricia was appointed by the mayor of the City of Chino Hills to serve as a student commissioner on the Parks and Recreation Commission where she assisted with the development of the new community center. She was also selected to represent her high school as a delegate for the Girls State Session in the summer of 2008. Since she was twelve, Patricia has enjoyed competing in speech and debate and won several speaker awards at regional tournaments. She plans to become very involved with the Claremont Colleges Debate Union as well as the middle school and high school outreach projects. In addition to speech and debate, she was president of the Junior Statesmen Of America chapter at her high school for two years in a row. Patricia would like to pursue a Politics, Philosophy, and Economics major.



**Ryan Boone** is from Geneva, Illinois. He graduated from Marmion Academy. He was a captain of the Math Team, JV captain of Debate Team, on the Science Olympiad team, a member of Student Council, a member of the Model United Nations club, a volunteer for Mayor Tom Weisner's reelection campaign, an election judge, and the assistant captain of the Chess team as well as graduating as Valedictorian. He was on the soccer and track teams. His planned major is Politics, Philosophy, and Economics with the possible addition of Arabic.



**Dan Evans** is a sophomore new hire from Missoula, Montana. While at Loyola Sacred Heart High School, Evans captained the cross country, speech and debate, and track teams while also serving as student body president. He has continued running at the collegiate level, competing for the Claremont-Mudd-Scrips Stags in both cross country and track. Over the summer, Evans interned at the Montana Bureau of Business and Economic Research, assisting in the Bureau's bi-annual economic forecasting tour throughout the state. In addition to his work at the Rose Institute, Evans writes for the CMC Forum and is pursuing an Economics-Accounting degree.



**Alex Johnson** comes to the Rose Institute from Thousand Oaks High School in Thousand Oaks, CA. Alex was captain of his academic decathlon team, managing editor for his school newspaper, co-captain of the CIF champion tennis team, President of the Red Cross Club, and class valedictorian. Alex also worked as Vice-Chair of the Thousand Oaks Youth Commission, a part of the City Council. Alex enjoys going to amusement parks and playing ping-pong in his spare time.



**Daniel Shane** graduated from University High School in Irvine, California. He played Varsity soccer and served as the Vice-President of his school's Model United Nations club. In addition, he was a prosecuting attorney on the Mock Trial team and a teen mentor for at-risk youth with Orange County On Track. He spent his summers directing and coaching at Turtle Rock Soccer Camp, the neighborhood camp he founded at the age of ten and interning for Quandis, Inc. and the Beckman Laser Institute at UC Irvine. At CMC, Daniel plans on pursuing a degree in both government and economics, ideally through the PPE program.





# HELPING NANCY—PROJECTIONS FOR CONGRESSIONAL REDISTRICTING

*Excerpts of Blog Post That Tony Quinn, a Member of the Rose Institute's Board of Governors, Wrote for Fox & Hounds*

Redistricting is still a year and half off, but the first solid numbers indicating what to expect have now appeared. At a conference on 2011 district drawing, researchers at the Rose Institute at Claremont McKenna College unveiled population projections for all 53 California congressional districts.

The Rose researchers relied on data developed by Caliper, the nation's leading redistricting software company, the US Census Bureau, and the state Department of Finance. The Census Bureau currently projects the 2010 California population at 36.8 million; Caliper at 37.4 million; and Department of Finance at 38 million. The Rose analysis used the middle number and disaggregated the figures to the census block level – and then combined the blocks into existing congressional districts.

The first issue is what's called "reapportionment" – apportioning congressional districts among the states. Since California joined the Union in 1850, its growth has always outpaced the nation, and so the state has always gained congressional districts in the decennial reapportionment. But next decade it might not. California will do well to keep all 53 seats it has now, and may even lose a seat. The census count will be more difficult in California than in other states because of our high illegal population, who will not want to be counted, and the high rates of foreclosures. Where are the people in the now empty houses?

The Rose analysis finds that our population will have grown by over 3.5 million people, about 10 percent, but that the growth "is unevenly distributed across the state." This means some current congressional districts are over populated, and some under. The most unpopulated district of all is that of Speaker Nancy Pelosi (D-San Francisco), which is under by 121,000. The most overpopulated district is that of Mary Bono Mack (R-Riverside), which is a quarter million people over the ideal.

The Rose report did not discuss the politics of these numbers, but they allow a projection of the political impact of the line drawing. Under current law, the legislature will redraw the congressional districts in 2011 (Proposition 11 creates a commission to redraw state legislative districts). If Democrats elect the governor next year, and Democrats decide to maximize their numbers in Congress, these new figures show how they could do it.

The biggest problem Democrats face is the slow population growth in the San Francisco Bay Area. The entirely Democratic Bay Area districts are nearly a full district under populated. It is nearly impossible to push these districts outward to gain the needed population, so the Democrats will be forced to collapse one of their districts in the Bay Area.

The most likely victim is 78-year-old Rep. Pete Stark (D-Fremont). Collapsing his district will solve the population problem and will allow Democrats to play some games. They will pull Rep. Jerry McNerney (D-Pleasanton) westward to absorb some of Stark's Democrats, thus making his marginal seat safely Democratic. They will also be able to move GOP Rep Dan Lungren's marginal Sacramento seat into Yolo County, making it into a Democratic seat. Lungren's GOP base can be combined with the neighboring district of Rep Tom McClintock (R-Placer), setting up a GOP primary between Lungren and McClintock for the remaining district.

*The Complete Post is available at <http://www.foxandhoundsdaily.com/blog/tony-quinn/5561-helping-nancy-projections-congressional-redistricting>*

**Editor-in-Chief**  
Mike Whatley '11

**Rose Report Staff**  
Brendan McDonald '12  
Chloe Cotton '12  
Riley Lewis '11

**Staff Writers**  
Paul Jeffrey '12  
Helen Pollock '11  
Ed Zaki '11

**Staff Advisors**  
Marionette Moore

**Student Manager**  
Keith McCammon '10  
Abhi Nemani '10

**Assistant Student Manager**  
Emily Forden '10

**Director**  
Ralph A. Rossum, Ph.D.

**Associate Director**  
Ken Miller, Ph.D.

**Administrative Assistant**  
Marionette Moore

**Consulting Fellows**  
Steven B. Frates, Ph.D.  
G. David Huntoon, MBA  
Douglas Johnson, MBA

**Graduate Research Assistant**  
Brad Jensen

 **ROSE INSTITUTE**  
OF STATE AND LOCAL GOVERNMENT  
*Claremont McKenna College*

*The Rose Institute pursues complementary missions by providing research experiences for Claremont McKenna College students by conducting and publishing research primarily on California government and politics.*